












Features Quick Reference Sheet - Piston



	RCP											RCP-C					
	Single Stage					Two Stage											
																	
Single Stage Electric Simplex	Single Stage Electric Contractor Series ¹	Single Stage Gasoline Contractor Series ¹	Two Stage Gasoline Contractor Series ¹	Two Stage Gasoline Engine	Two Stage Electric Simplex (Premium Available*)	Two Stage Quiet Enclosed (QP) Series	Two Stage Electric Duplex	IRON SERIES Two Stage Gasoline Engine	IRON SERIES Two Stage Electric Simplex (Premium available*)	IRON SERIES Two Stage Electric Duplex							
Compressor	PAT24	B3800	B3800	B3800	T39	B5900	T39	T29S	T39	T39	T39	C1*	C2	C1	C2	C1*	C2
HP	2	3.5	2	5.5-6	9-14	9-10	11-13	5	5-7.5	5-7.5	10-15	11-14	16	5-7.5	7.5-10	10-15	20
Flow (ACFM)*	7.1	12.4	6.5	12.4	18.6-25.3	16	18.5-25.3	15.3	18.5-25.3	18.5-25.3	37-50.6	18-23	35	18-23	27-35	36-46	70
PSIG	135	135	135	130	175	175	175	165	175	175	175	175	175	175	175	175	175
Volt/PH/HZ																	
115/230/1/60	✓	-	✓					-	-	-	-			-	-	-	-
208-230/1/60	-	✓	-					✓	✓	✓	✓			✓	✓	✓	-
208-230/3/60	-	-	-					✓	✓	✓	✓			✓	✓	✓	✓
230/1/60	-	-	-					✓	✓	-	-			-	-	-	-
460/3/60	-	-	-					✓	✓	-	✓			✓	✓	✓	✓
Oil Level Switch	-	-	-	-	-	-	-	-	✓*	✓	-	✓	✓	✓*	✓*	-	-
Mag Starter	-	-	-	-	-	-	-	-	✓	✓	✓	-	-	✓	✓	✓	✓
Auto Drain	-	-	-	-	-	-	-	-	✓*	✓	-	-	-	✓*	✓*	-	-
Integrated Aftercooler	-	-	-	-	-	-	-	-	✓*	✓	-	-	-	✓*	✓*	-	-
Smart Control	-	-	-	-	-	-	-	-	-	-	✓	-	-	-	-	✓	✓

*Premium models include oil level switch, magnetic starter, auto drain, and belt guard aftercooler
¹Contractor series includes wheels